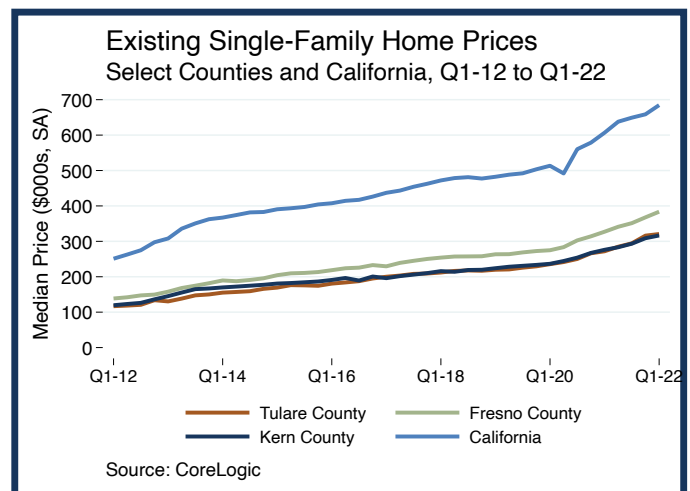
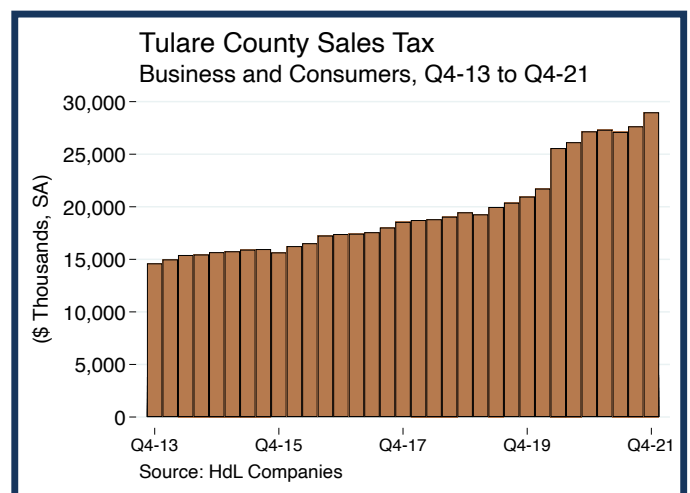
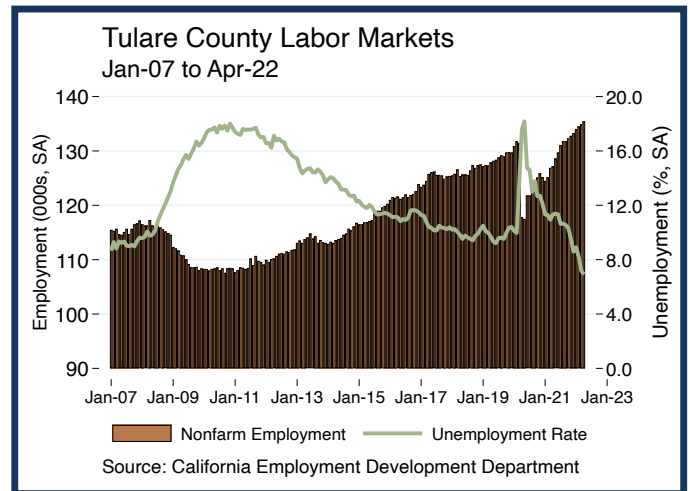


SUMMARY

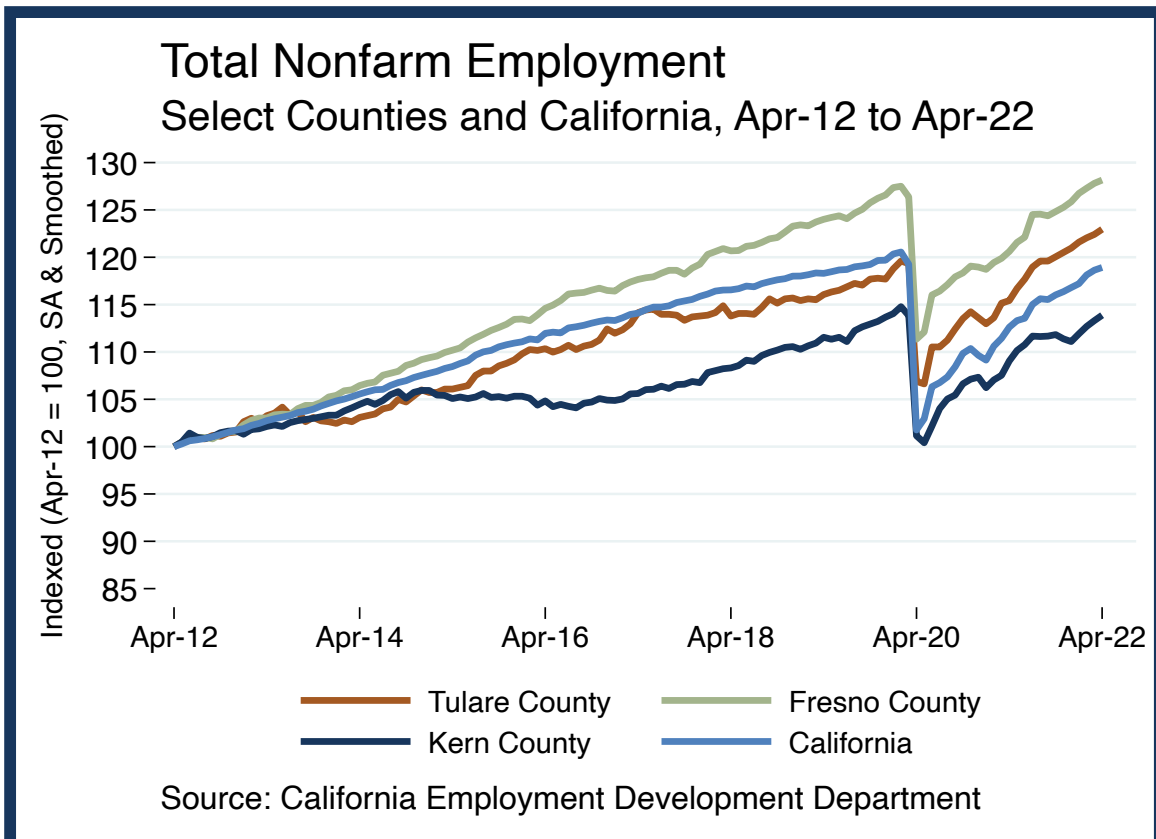
- Tulare County is continuing to recover from the COVID-19 pandemic. From February 2020 to April 2022, the County added 3,700 nonfarm jobs, a 2.8% decline. This increase is more robust than the -1.4% decrease experienced in the state overall.
- The local unemployment rate fell to 6.9% in April 2022, well below the pre-pandemic rate of 10.0% from February 2020. The County, like the state, is struggling with its labor force, which has contracted by 1.5% since February 2020.
- Transportation, Warehousing, & Utilities has been the fastest growing sector in the County. From February 2020 to April 2022, the County's Transportation, Warehousing, & Utilities sector increased payrolls by 2,576 positions, a 35.9% expansion.
- Other industries with notable increases over the same period were Leisure & Hospitality (1,418), Education & Health Care (886), Natural Resources & Construction (810), and Retail Trade (738).
- Industries with notable decreases over the same period were Professional & Business Services (-2,037), Farm (-1,921), Government (-367), and Finance and Insurance (-310).
- Sales tax growth in the County has continued, expanding by 6.9% from the fourth quarter of 2020 to the fourth quarter of 2021. The fastest growing category over the same period was Fuel and Service Stations, which grew 42.2%. Other categories with notable increases over the same period were Restaurants and Hotels (32.9%), General Consumer Goods (12.2%), and Food and Drugs (12.7%).
- The median price for an existing single-family home in the County was \$321,000 in the first quarter of 2022, an 18.0% increase year-over-year. In addition, demand remains high with sales of existing single-family homes increasing by 8.4% over the same period.

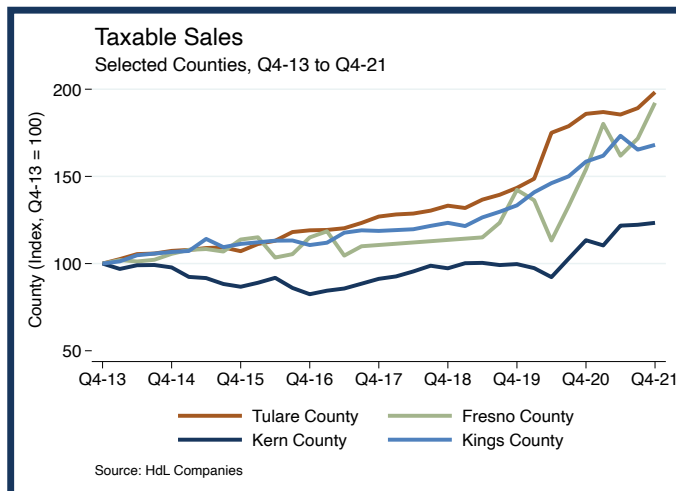


Industry Employment in Tulare County

Industry	Apr-22 (# Jobs)	Feb-20 Change (#)	Feb-20 Change (%)
Transport, Warehouse, Util.	9,749	2,576	35.9
Leisure and Hospitality	13,966	1,148	9.0
Education/Health	18,887	886	4.9
NR/Construction	7,458	810	12.2
Retail Trade	16,906	738	4.6
Real Estate	1,470	272	22.7
Other Services	3,781	232	6.5
Manufacturing	13,020	30	0.2
Information	599	-102	-14.5
Wholesale Trade	4,296	-175	-3.9
Finance and Insurance	2,394	-310	-11.5
Government	32,511	-367	-1.1
Farm	36,462	-1,921	-5.0
Professional/Business	10,464	-2,037	-16.3
Total Nonfarm	135,500	3,700	2.8

Source: California Employment Development Department





Tulare County Sales Tax by Category

Category	Q4-21 (\$ 000s)	1-Year Change (%)
Fuel and Service Stations	2,820	42.2
Restaurants and Hotels	1,880	32.9
General Consumer Goods	4,719	12.9
Food and Drugs	1,048	12.7
Autos and Transportation	2,425	4.0
Building and Construction	1,542	1.0
County & State Pool	4,074	0.9
Business and Industry	13,497	-0.4
Tulare County Total	32,044	6.9

Source: HdL Companies

